

























2 400m Individual Medley Men Final

Official

☰ Qualified 1☰ Heats 🏊 Summary

Total Open 17-18 years

Rank	Competitor	Age	Club	RT	PTS	Result
1	 Love Jack	18	 Blenheim S...	0.72		4:37.54 Entry: 4:48.22 -10.68
	50m: 28.72		100m: 1:02.12 (33.40)			
	150m: 1:36.97 (34.85)		200m: 2:10.94 (33.97)			
	250m: 2:52.25 (41.31)		300m: 3:34.20 (41.95)			
	350m: 4:06.29 (32.09)		400m: 4:37.54 (31.25)			
2	 Kregting D...	17	 Roskill Swi...	0.65		4:40.05 Entry: 4:44.75 -4.70
	50m: 27.39		100m: 59.26 (31.87)			
	150m: 1:35.97 (36.71)		200m: 2:12.89 (36.92)			
	250m: 2:55.34 (42.45)		300m: 3:37.86 (42.52)			
	350m: 4:09.15 (31.29)		400m: 4:40.05 (30.90)			
3	 Lloyd Hunter	17	 Raumati S...	0.63		4:42.16 Entry: 4:46.05 -3.89
	50m: 27.82		100m: 1:00.34 (32.52)			
	150m: 1:37.05 (36.71)		200m: 2:13.85 (36.80)			
	250m: 2:55.17 (41.32)		300m: 3:37.03 (41.86)			
	350m: 4:10.16 (33.13)		400m: 4:42.16 (32.00)			
4	 Rees Liam	18	 Kiwi ASC	0.72		4:49.49 Entry: 4:52.34 -2.85
	50m: 29.88		100m: 1:05.70 (35.82)			
	150m: 1:43.29 (37.59)		200m: 2:19.67 (36.38)			
	250m: 3:00.44 (40.77)		300m: 3:42.05 (41.61)			
	350m: 4:16.45 (34.40)		400m: 4:49.49 (33.04)			
5	 Holmberg ...	18	 Liz van Wel...	0.68		4:52.12 Entry: 4:56.18 -4.06
	50m: 29.68		100m: 1:05.40 (35.72)			
	150m: 1:45.02 (39.62)		200m: 2:23.71 (38.69)			
	250m: 3:05.04 (41.33)		300m: 3:47.02 (41.98)			
	350m: 4:20.33 (33.31)		400m: 4:52.12 (31.79)			
6	 Shanks Cur...	17	 Jasi Swim ...	0.76		4:55.18 Entry: 5:04.99 -9.81
	50m: 31.24		100m: 1:06.91 (35.67)			
	150m: 1:47.65 (40.74)		200m: 2:26.34 (38.69)			
	250m: 3:06.91 (40.57)		300m: 3:47.08 (40.17)			
	350m: 4:22.06 (34.98)		400m: 4:55.18 (33.12)			
7	 Russell Ch...	17	 North Shor...	0.76		4:58.30 Entry: 5:00.27 -1.97
	50m: 30.56		100m: 1:05.93 (35.37)			
	150m: 1:44.92 (38.99)		200m: 2:23.48 (38.56)			
	250m: 3:04.61 (41.13)		300m: 3:46.82 (42.21)			
	350m: 4:23.29 (36.47)		400m: 4:58.30 (35.01)			

8	 Grace Flynn	17	 Vikings Swi...	0.76	5:02.27 Entry: 5:07.25 -4.98
	50m: 30.98		100m: 1:06.85 (35.87)		
	150m: 1:45.21 (38.36)		200m: 2:24.39 (39.18)		
	250m: 3:05.66 (41.27)		300m: 3:50.79 (45.13)		
	350m: 4:27.94 (37.15)		400m: 5:02.27 (34.33)		
9	 Julian Miles	18	 Matamata ...	0.71	5:03.40 Entry: 5:09.92 -6.52
	50m: 30.88		100m: 1:07.41 (36.53)		
	150m: 1:47.90 (40.49)		200m: 2:28.58 (40.68)		
	250m: 3:10.20 (41.62)		300m: 3:53.75 (43.55)		
	350m: 4:29.24 (35.49)		400m: 5:03.40 (34.16)		
10	 Sugiyama T...	17	 Kiwi ASC	0.66	5:03.86 Entry: 5:11.56 -7.70
	50m: 30.42		100m: 1:07.87 (37.45)		
	150m: 1:47.69 (39.82)		200m: 2:26.85 (39.16)		
	250m: 3:10.08 (43.23)		300m: 3:55.10 (45.02)		
	350m: 4:30.29 (35.19)		400m: 5:03.86 (33.57)		
11	 Sands Hunter	17	 Liz van Wel...	0.75	5:06.95 Entry: 5:16.91 -9.96
	50m: 30.21		100m: 1:06.73 (36.52)		
	150m: 1:47.46 (40.73)		200m: 2:27.51 (40.05)		
	250m: 3:11.68 (44.17)		300m: 3:56.90 (45.22)		
	350m: 4:33.02 (36.12)		400m: 5:06.95 (33.93)		
12	 Graham Luca	17	 Vikings Swi...	0.73	5:08.50 Entry: 5:06.78 +1.72
	50m: 31.33		100m: 1:07.83 (36.50)		
	150m: 1:46.73 (38.90)		200m: 2:23.41 (36.68)		
	250m: 3:10.04 (46.63)		300m: 3:56.20 (46.16)		
	350m: 4:33.06 (36.86)		400m: 5:08.50 (35.44)		